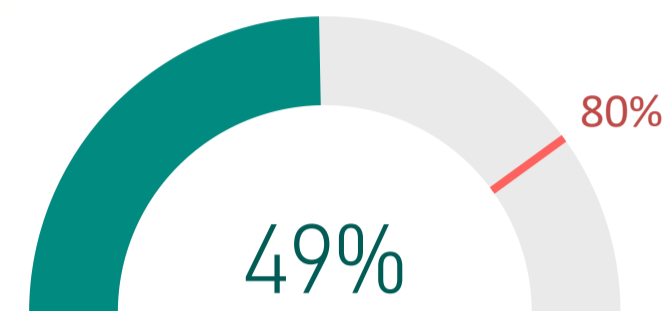




## Provincial Participation

### Overall CII/CPAR adoption



37% live and 15% in progress

Target: 80% adoption by May 2023

66%

PCN family physicians adopted CII/CPAR

27%

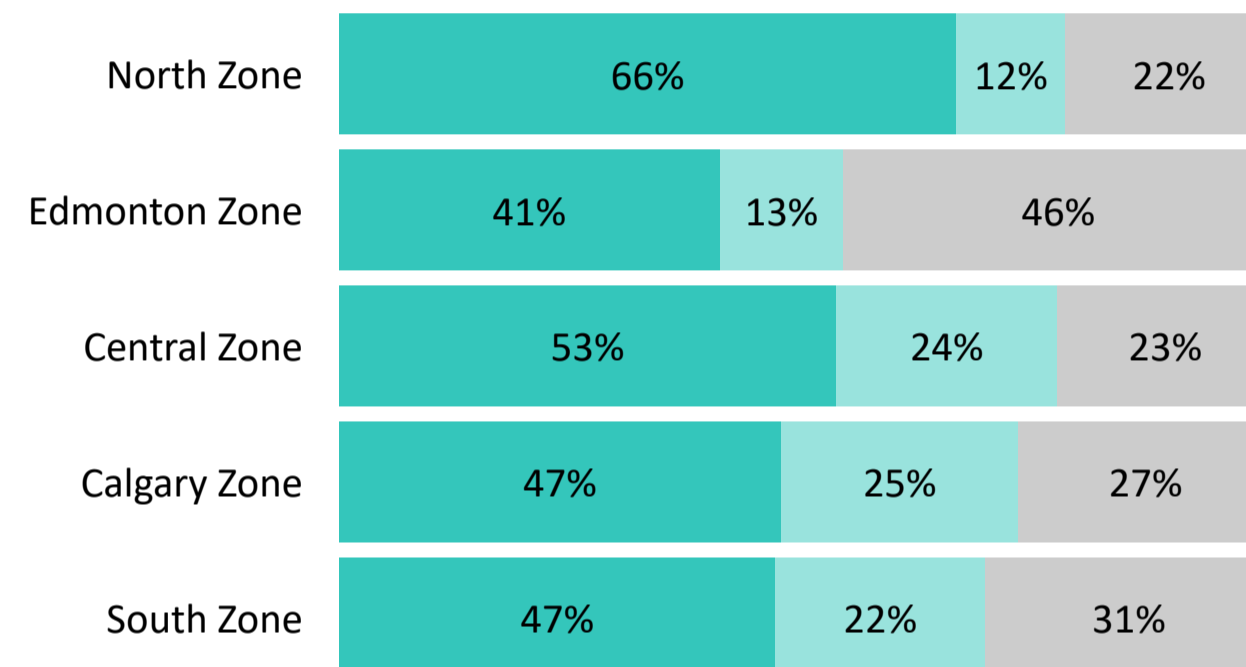
Eligible non-FM specialists adopted CII/CPAR

**2,533** (+3.68%)  
Providers live

- 1,816 (+4.61%) Family Physicians
- 41 (+5.13%) Nurse Practitioners
- 534 (+1.71%) Specialists (non-FM)
- 142 (-0.7%) Allied Health

### PCN Physicians Participation

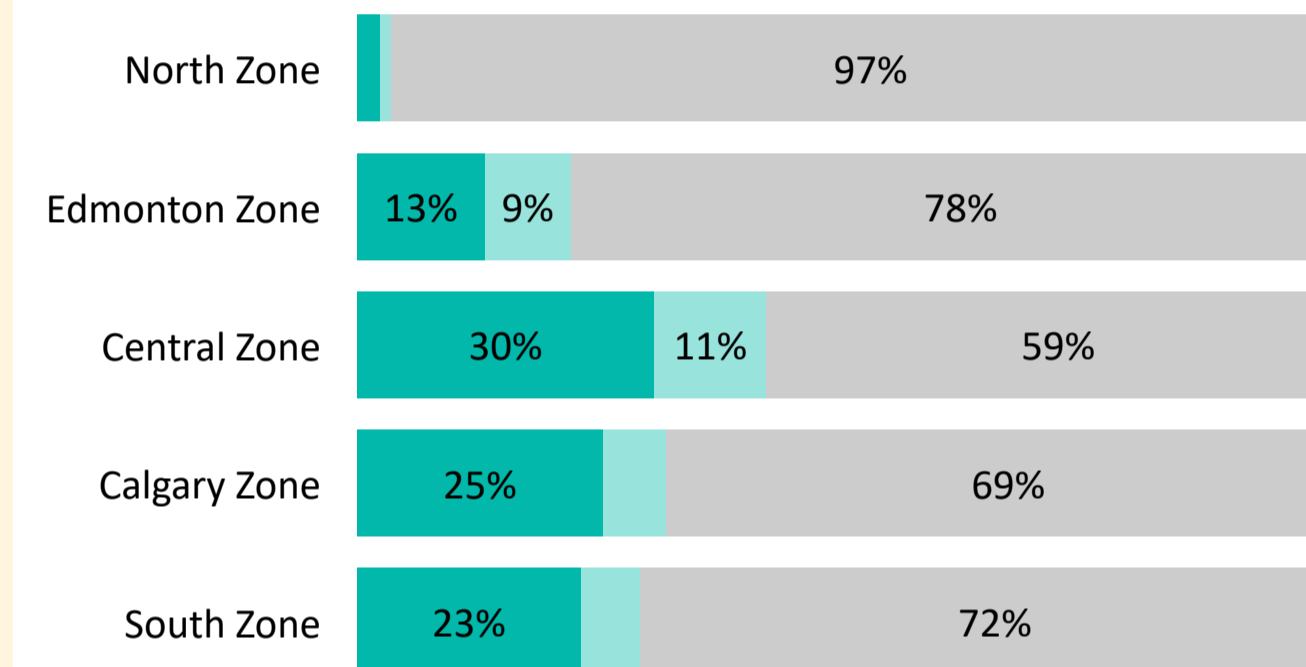
● Live ● In Progress ● Potential



PCN affiliated pediatricians included

### Specialists (non-FM) Participation

● Live ● In Progress ● Potential



614 (+2.16%)

### Live clinics

58	North Zone
183	Edmonton Zone
56	Central Zone
275	Calgary Zone
43	South Zone

### Alberta Netcare Portal

An Enhanced Record



16,447,011 (+2.82%)

Patient encounters submitted to Netcare to date



1,070,406 (+3.21%)

Consult reports submitted to Netcare to date



\$5.7M

of the \$12M Acceleration Grant paid out, funded by Alberta Health

### Central Patient Attachment Registry (CPAR)

Establishing Patient Relationships and Keeping Providers Informed



1,891,107 (+3.41%)

Residents of Alberta submitted to a CPAR panel



1.9

Average daily eNotifications providers receive



8.3%

Provincial Conflict Rate